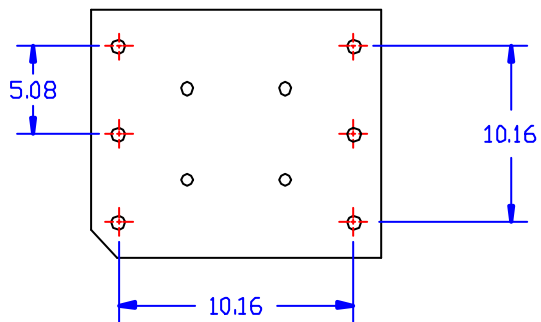
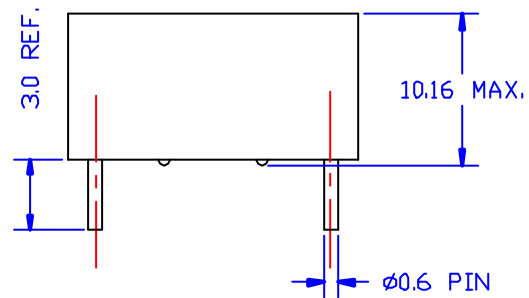
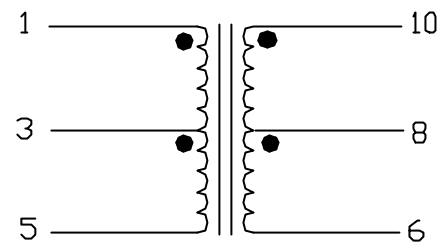
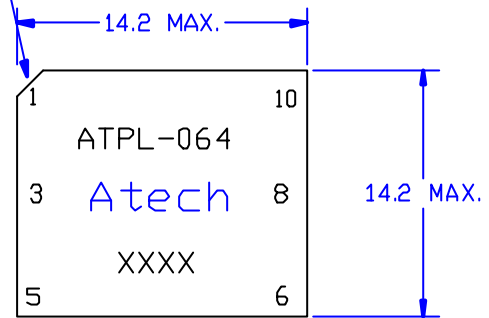


CHAMFER PIN#1



ELECTRICAL CHARACTERISTICS: (PE-68788 COMPATIBLE)

1. HIPOT : 3000V_{rms} (PRI - SEC)
2. TURNS RATIO : 1CT : 1.41CT +/-5% (PIN 10-8-6 ; PIN 1-3-5)
3. OCL (PIN 10-6) : 1.2mH MIN. @100KHZ 50mV
4. CW/W (PRI.-SEC.) : 20pF MAX. @100KHZ 50mV
5. D.C.R. (PIN 10-6) : 0.6 OHMS MAX.
6. D.C.R. (PIN 1-5) : 1.0 OHMS MAX.
7. LEAKAGE INDUCTANCE (PIN 10-6) : 0.8uH MAX. @100KHZ, 50mV

@SEC SHORTED

						Atech [®]		TITLE T1/E1/ISDN TRANSFORMER	
						Atech Technology Co., Ltd.		DWG. NO. ATPL-064	
						TEL:(02)2794-8887 FAX:(02)2794-8884			
RELEASE		03/16/99	PAIR	SLIEDY	UNITS	SAFETY		SHEET 1 OF 1	
NO.	DESCRIPTION	DATE	BY	CHK	APPD	M/M			DRAW
REVISIONS						03/16/99		Pair	